



Google Cardboard App – HELP (Android only) QR Code Error: „Unrecognized QR Code“

Error: QR code is not recognized in the Android Google Cardboard App. Error message: Unrecognized QR Code. (Not a QR Code problem. Cardboard App has technical issues.)

Solution: Scan the QR code with a QR reader app and open the link in the Cardboard app.

First:

1) The Chrome browser must be set as your default browser on your smartphone.

On Samsung phones at: Settings -> APPS -> Default apps (top right menu) -> Browser App -> Chrome

2) The latest version of the Google Cardboard app must be installed.

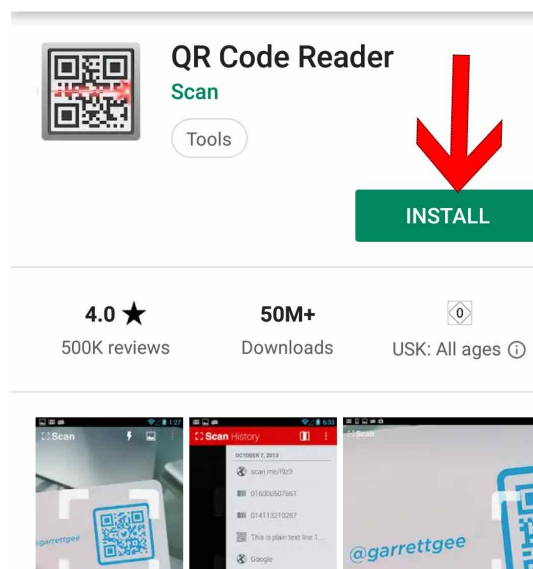
3) The smartphone must have an Internet connection while the QR code is being scanned.

1.

Install a QR Code Reader App

(Recommendation: QR Code Reader from Scan)

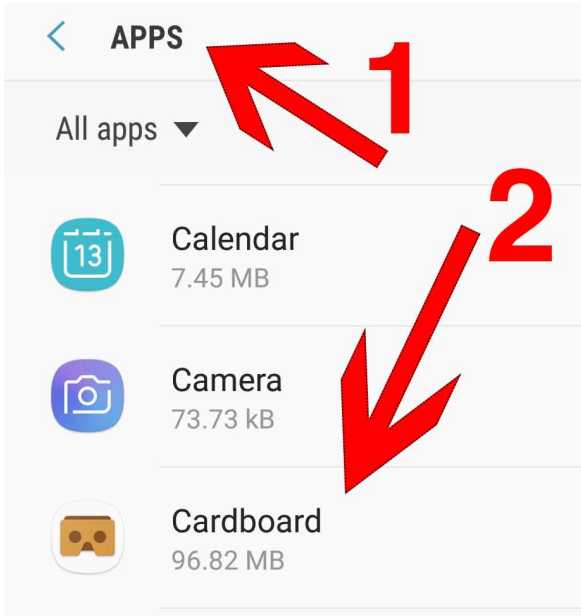
App Download: <https://play.google.com/store/apps/details?id=me.scan.android.client>



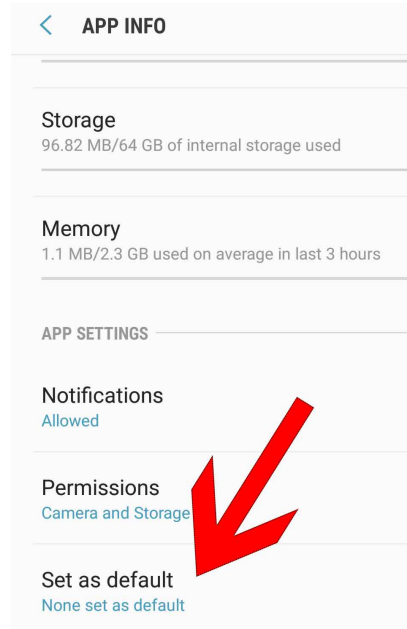
2.

Android Settings: Change the settings of the Google Cardboard app, to open Cardboard Links in the Cardboard app.

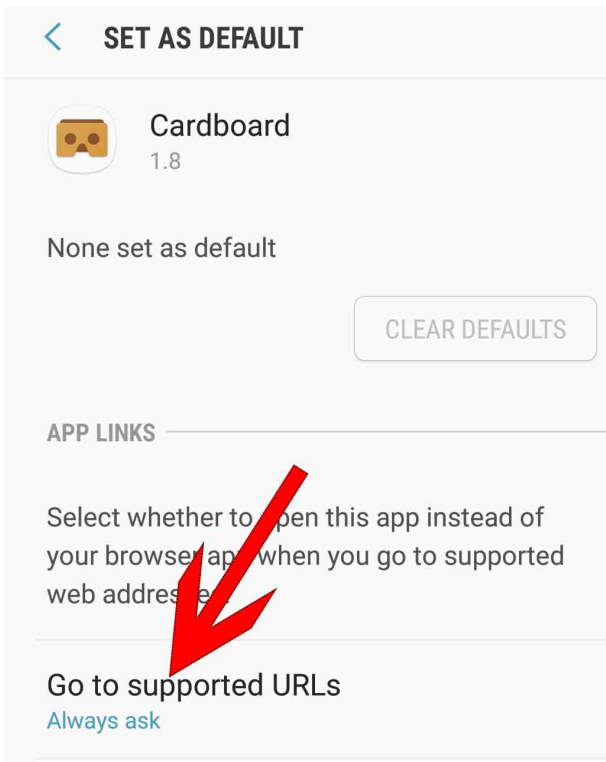
1



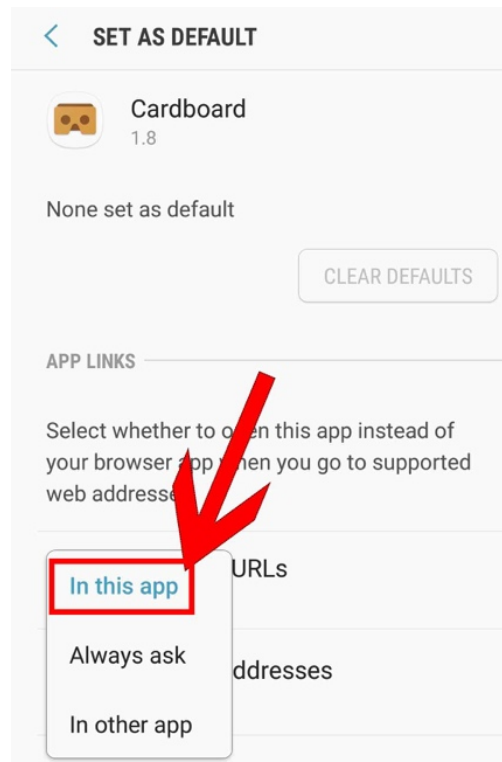
2



3



4



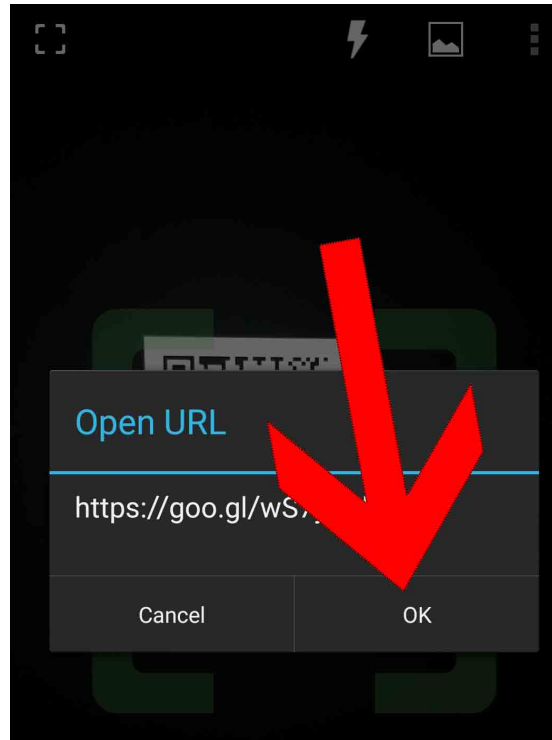
3.

QR Reader App: Scan QR code



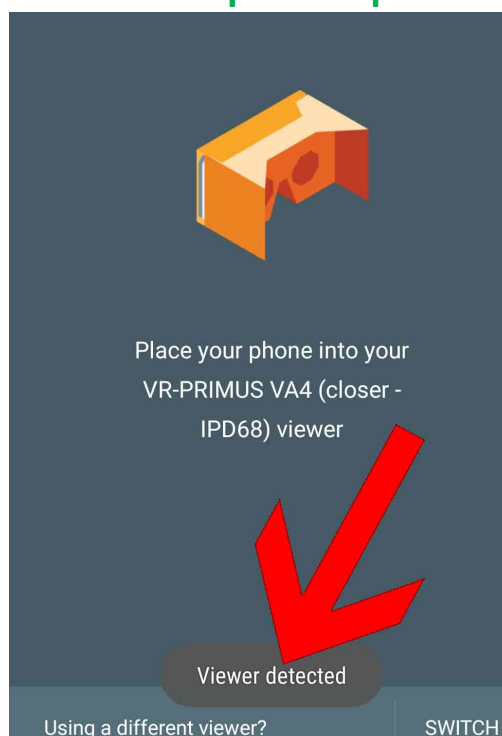
4.

Open Link



5.

Finished! QR code has been saved. You can now use the Google Cardboard app as well as other VR apps. If you want to scan other QR codes then repeat steps 3 to 4.



Questions?

service@vrprimus.com

Copyright © VR Primus GmbH – www.vrprimus.com